



Applications

- Power distribution
- Water treatment
- Cable television distribution (CATV) in one or two ways
- Photovoltaic
- Camping sites and market places
- Traffic signalling and public lighting



DIN-size pedestals

Common features

- Cabinets made of hot moulded, glass fibre reinforced polyester.
- Dyed in mass RAL 7035 light grey.
- Delivered in kit-form or factory assembled.
- Protection degree IP44 according to EN/IEC 60529
- Total insulation ☐
- Protection degree IK10 against external impacts according to EN/IEC 62262
- Corrosion resistant.
- UV stabilized for outdoor applications, coated cabinets for increased resistance and aesthetics against UV-corrosion available.
- Suitable for use in environments from -35°C to +80°C. Temporary exceeding temperatures will not be harmful.
- The open door can be manually unhinged to allow free access for maintenance. Door opening angle exceeds 180°.
- Studs are moulded in the rear panel which can receive M8 inserts to allow direct mounting of busbars, a frame or a mounting plate for components.
- Fixation points at the side panel are foreseen to mount busbars.
- Supplied with open bottom.
- To be mounted on a basement according to DIN 43629 standard dimensions between the fixation points.
- The rainhood shape prevents water stagnation on the roof.
- Removable bottom profile for easy cable access without tools.

Standards

EN/IEC 61439-5, EN/IEC 62208

EH3/F

Cabinets with flat surface

- Five different widths; all sizes feature the same height and depth.
- Three point locking mechanism, operated by a swing handle.
- The swing handle is designed to receive a half profile cylindrical lock.

EH3/AP

Cabinets with anti-poster surface

- Five different widths in two different heights; all sizes feature the same depth.
- Three point locking mechanism, operated by a solid handle.
- The solid, not recessed handle allows for more usable space inside the cabinet and is designed to receive a half profile cylinder lock.
- Profiled door and rear panels make poster sticking difficult and causes poster to drop off.




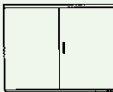





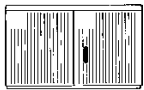





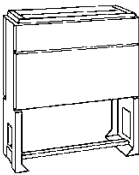
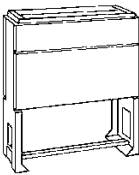
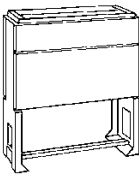



Overview of the range ● Page C.2

Dimensional drawings ● Page I.34

Specifications for tender documents ● Page I.61

Power dissipation values ● Page I.85

EH3 - DIN-size pedestals

	DIN 00	DIN 0	DIN 1	DIN 2	DIN 3	
Type EH3 / F (H = 875) IP44						
Type	EH3/F - 00	EH3/F - 0	EH3/F - 1	EH3/F - 2	EH3/F - 3	
HxWxD	875x455x320	875x590x320	875x785x320	875x1115x320	875x1445x320	
Kit-form	Ref. No. 843669	Ref. No. 843125	Ref. No. 843127	Ref. No. 843128	Ref. No. 843129	
Factory assembled	Ref. No. 843670	Ref. No. 843158	Ref. No. 843160	Ref. No. 843162	Ref. No. 843164	
Type EH3 / AP (H = 875) IP44						
Type	EH3/AP - 00	EH3/AP - 0	EH3/AP - 1	EH3/AP - 2	EH3/AP - 3	
HxWxD	875x455x320	875x590x320	875x785x320	875x1115x320	875x1445x320	
Kit-form	Ref. No. 843671	Ref. No. 843150	Ref. No. 843151	Ref. No. 843152	Ref. No. 843153	
Factory assembled	Ref. No. 843672	Ref. No. 843176	Ref. No. 843177	Ref. No. 843178	Ref. No. 843179	
Factory assembled, UV coated	Ref. No. 843673	Ref. No. 843480	Ref. No. 843481	Ref. No. 843482	Ref. No. 843483	
Fact. assembled, dual cylinder handle	Ref. No. 843674	Ref. No. 843313	Ref. No. 843314	Ref. No. 843315	Ref. No. 843316	
Type EH3 / AP (H = 1125) IP44						
Type	EH3/AP - 200	EH3/AP - 20	EH3/AP - 21	EH3/AP - 22	EH3/AP - 23	
HxWxD	1125x455x320	1125x590x320	1125x785x320	1125x1115x320	1125x1445x320	
Kit-form	Ref. No. 843675	Ref. No. 843154	Ref. No. 843155	Ref. No. 843156	Ref. No. 843157	
Factory assembled	Ref. No. 843676	Ref. No. 843180	Ref. No. 843181	Ref. No. 843182	Ref. No. 843183	
Factory assembled, UV coated	Ref. No. 843677	Ref. No. 843484	Ref. No. 843485	Ref. No. 843486	Ref. No. 843487	
Fact. assembled, dual cylinder handle	Ref. No. 843678	Ref. No. 843317	Ref. No. 843318	Ref. No. 843319	Ref. No. 843320	
 Polyester bases Kit-form, RAL7035	HxWxD	900x450x310	900x585x310	900x780x310	900x1110x310	900x1430x310
	Ref. No.	843204	843205	843206	843207	843208
 Recyclate bases Kit-form, similar RAL7035	Ref. No.	842098	842099	842100	842101	843144
 Concrete bases (With metal front/ rear plate)	Ref. No.	843272	843273	843274	843275	843276
 Mounting plate hard paper with fixing bolts Height 875 mm	HxWxD	665x350x5	665x485x5	665x680x5	705x1000x5	705x1340x5
	Ref. No.	843681	843024	843044	843057	843067
Height 1125 mm	HxWxD	915x350x5	915x485x5	915x680x5	955x1000x5	955x1340x5
	Ref. No.	843682	843070	843071	843072	843256
	HxWxD	-	-	915x680x10	955x1000x10	955x1340x10
	Ref. No.	-	-	783325	783326	783327
 Bottom-plate Polyester 3 mm with fixation kit	WxD	427x285	562x285	757x285	1086x285	1416x285
	Ref. No.	843683	843300	843301	843302	843303
 Wall fixing unit Two aluminium C-profiles with wall fixing lugs	W	555	710	885	1215	1545
	Ref. No.	843684	843441	843442	843443	843444


EH3

Water and dust accumulation prevented by a sloped roof.




Fixation of bus-bars by means of M8 hexagonal screws in the side-wall to maximize built-in width for electrical devices ①.

Fixation of mounting-plate and bus-bars by means of M8 press-in nuts in the back-wall to maximise built-in depth ②.




Release and removal of bottom profile for easy access by means of slider operation without tools.



Fixation of side-/back-walls and roof by means of self-tapping screws.






Quick and easy dis-assembly of the door by means of captive hinge-pins.



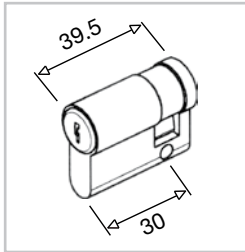
Swing handle for 45mm profile half cylinder with sealable cover.
Operation of 3-point locking system.



Vandalism safe door-hook on the inner door side.



Accessories



Locks - profile half cylinder type

EZH2432	843001	1
With 2 keys, V2432-E		
	832022	1
Spare keys for 843001		



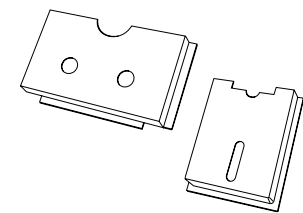
EZHVK8	843002	1
With 1 square key, 8 mm		



EZHDK8	843003	1
With 1 triangular key, 8 mm		

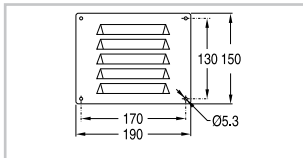


EZH434	843248	1
With 2 keys A434		
Spare keys are available on request.		



Document pocket

ZPLT4W	811516	1
Self-adhesive - grey. For DIN A4 Document - WxH = 325x180 mm		
ZPLT4	832000	1
Self-adhesive - transparent. For DIN A5 document WxH = 155x225 mm		



Louvre plate IP44

PSKB	832019	1
Fits one ventilation opening. Package includes 2 grids (aluminum and plastic) and 4 nylon nails. Total insulation by means of plastic ventilation grid installed on the inner side. RAL 7035. Please refer to chapter "Climate control" for more ventilation options.		



Meter plate IP54

Plate for 3-point meter fixation with transparent cover, sealable.		
VZ542	843497	1
For 1 meter, 450x250x170 mm		



Meter housing IP54

Rigid enclosure base with 3-point meter fixation and rubber cable entry plugs. Can be installed on mounting plate and on VP system profile. With transparent cover.		
	843580	1
For 1 meter, 300x250x182 mm		
	843581	1
For 1 meter, 450x250x182 mm		

Vandal proof nameplate holder

ZBS	843304	1
Can be placed on every flat surface, by drilling two holes Ø5.5 mm; the identification window is used as a drill template. Steady against vandalism; it keeps its total isolation. Possibility to write on manually and/or to use the standard letteringsystems; the maximal letterheight is 18 mm. Useful dimensions of letters: 18x143 mm. Outside dimensions: 30x183x5 mm		



Inserts

ZESM8	890845	100
Threaded inserts M8. Type dodge for rear panel and door.		
ZESS8	844039	1
Special tool for securing threaded inserts M8		



Swing handle (spare part)

ZSHG	843000	1
Swing handle for profile half cylinder 45 mm		



Swing handle dual cylinder (spare part)

ZSHG2	783042	1
Swing handle for 2 profile half cylinder. Note: when changing from standard swing-handle to dual-cylinder swing-handle, a mechanical operation is needed at the door cut-out.		



Concrete base (kit-form) with zinc plated metal front/rear plate

	843272	1
Size: DIN00		
	843273	1
Size: DIN0		
	843274	1
Size: DIN1		
	843275	1
Size: DIN2		
	843276	1
Size: DIN3		



Filling pellets

50 liter	422902	1
5 liter	422903	1
Pellets made out of clay as humidity barrier between ground and enclosure. Recommended filling height 20-30cm. DIN 00-1: 1 bag with 50 liter. DIN 2-3: 2 bags with 50 liter		

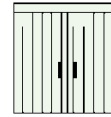


EH3/DC - DIN 2 pedestal with separate compartments

Factory assembled with
2 swinghandles for dual cylinder

Mounting plate in hard paper

EH3/DC - 2	
1125×1115×320	843576
955×1000×5	843072
955×1000×10	783326
(additional customization required, separation plate need to be removed and modified for mounting-plate installation)	



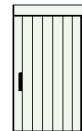
EH3 DIN1 Pedestal - Height 1310 mm

Kif-form with swing-handle (SH)
Factory assembled with SH

Factory assembled, UV painted, SH
Factory assembled with Dual-SH

Mounting plate in hard paper with fixation-set

EH3/AP 31 - DIN 1	
1310×785×320	843690
	843689
	843691
	843692
1100×680×5	843693



Accessories (continued)



Front-cover plates for temporary opening in DIN-bases

Can be used for DIN 00 - 2 bases in RAL7035 (843204 - 843207). Front plate for temporary openings to be ordered separately. The closed front plate can be installed in case of non-use of the temporary connection plate.

DIN 3 base available as complete base only, includes already the front plate with temporary openings. Front and rear plate are fixed by means of screws.



For base DIN 0 - 843205 - 1 opening	843713	1
For base DIN 1 - 843206 - 1 opening	843714	1
For base DIN 2 - 843207 - 2 openings	843715	1
DIN 3 base including front plate with temporary opening (screwed front and rear plate)	843716	1

Locking plate

843560 1

For double door locking re-enforcement, 3-point lock.



Door stop

843007 1

Can be installed at left or right side. Drilling 2 holes into the bottom profile required. Includes mounting accessories.



Screws (spare part)

843556 1

HiLo self tapping 5.8×16 mm



890278 1

HiLo self tapping 5.8×22 mm

Mounting-plate fixation set (spare part)

843566 1

DIN 00-0-1

843567 1

DIN 2-3



Grid base plate for improved stability of the base

845789 1

Including fixation screws.

Please order the below quantity per EH3 pedestal:


DIN 00: 1pc

DIN 0-1: 2pcs

DIN 2-3: 4pcs



EH3



EH3/F (H = 875)

- ① Door (with handle)
- ② Doorpost
- ③ Roof
- ④ Rear panel
- ⑤ Middle beam
- ⑥ Side panel
- ⑦ Bottom profile
- ⑧ Support
- ⑨ Set hinges
- ⑩ Set accessories includes all screws, washers and bolts for assembly of the individual polyester parts into a cabinet.


Remark
Spare parts do fit pedestals supplied after 06/2012 (roof mounted with HiLo screws).
Spare parts on request for pedestals supplied before.

EH3 - Spare parts

EH3/F (H = 875)	DIN 00		DIN 0		DIN 1		DIN 2		DIN 3	
			EH3/F - 0		EH3/F - 1		EH3/F - 2		EH3/F - 3	
	left	right	left	right	left	right	left	right	left	right
①		843639		843035		843049	843615	843614	843618	843617
②		-		-		-	843605		843605	
③	843634		843599		843600		843601		843602	
④	843636		843519		843521		2x843607		2x843608	
⑤							843603		843603	
⑥	843592	843591	843592	843591	843592	843591	843592	843591	843592	843591
⑦		843514		843515		843516		843517		843518
⑧										
⑨		843445		843445		843445		2x843445		2x843445
⑩		843447		843447		843447		843452		843452

EH3/AP (H = 875)			EH3/AP - 0		EH3/AP - 1		EH3/AP - 2		EH3/AP - 3	
	left	right	left	right	left	right	left	right	left	right
	①		843640		843101		843104	843538	843108	843542
②		-		-		-	843605		843605	
③	843634		843599		843600		843601		843602	
④	843637		843531		843533		2x843609		2x843610	
⑤							843603		843603	
⑥	843592	843591	843592	843591	843592	843591	843592	843591	843592	843591
⑦		843514		843515		843516		843517		843518
⑧										
⑨		843445		843445		843445		2x843445		2x843445
⑩		843447		843447		843447		843452		843452

For polyester parts with special UV topcoat for prolonged smooth surface of roof, door, rear and side panels, please contact us.



EH3/AP (H = 1125)

- ① Door (with handle)
- ② Doorpost
- ③ Roof
- ④ Rear panel
- ⑤ Middle beam
- ⑥ Side panel
- ⑦ Bottom profile
- ⑧ Support
- ⑨ Set hinges
- ⑩ Set accessories includes all screws, washers and bolts for assembly of the individual polyester parts into a cabinet.

EH3 - Spare parts

EH3/AP (H = 1125)	DIN 00		DIN 0		DIN 1		DIN 2		DIN 3	
			EH3/AP - 20		EH3/AP - 21		EH3/AP - 22		EH3/AP - 23	
	left	right	left	right	left	right	left	right	left	right
①		843641		843117		843120	843627	843626	843630	843629
②		-		-		-	843606		843606	
③	843634		843599		843600		843601		843602	
④	843638		843543		843545		2x843611		2x843612	
⑤							843604		843604	
⑥	843594	843593	843594	843593	843594	843593	843594	843593	843594	843593
⑦		843514		843515		843516		843517		843518
⑧								843631		843631
⑨		843445		843445		843445		2x843445		2x843445
⑩		843447		843447		843447		843452		843452





Pedestals with greater depth

Features

- Door, rear and side panels made of hot moulded, glass fibre reinforced polyester.
- Dyed in mass RAL 7035 light grey.
- Rainhood made of hand lay-up glass fibre reinforced polyester.
- Rainhood with RAL 7035 topcoat.
- Twelve sizes in two heights, two depths and three widths. Additional dimensions available up-on request.
- Shipped fully assembled.
- Protection degree IP44 according to EN/IEC 60529
- Total insulation
- Protection degree IK10 against external impacts according to EN/IEC 62262
- Corrosion resistant.
- UV stabilized for outdoor applications.
- Suitable for use in environments from -35°C to +80°C
Temporary exceeding temperatures will not be harmful.
- Three point locking mechanism, operated by a solid handle for profile half-cylinder.
- The open doors can be manually unhinged to allow free access for maintenance. Door opening angle exceeds 180°.
- Possibility of pivoting door on side or back.
- Threaded inserts for bolts M8 can be inserted the rear- and side-panel, allowing for direct mounting of busbars, a frame or a mounting plate for components.
- Supplied with open bottom. Bottom plate available as accessory.
- Provided with fixing points for floor or base mounting.
- The rainhood shape prevents water stagnation on the roof.
- Anti poster surface make poster sticking difficult and causes poster to drop off.

Applications

- Power distribution
- Gas meter units
- Power supply and control units
- Rectifier or inverters
- Generators or transformer stations
- Pumping installations
- 19" rack electronic systems








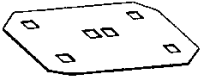
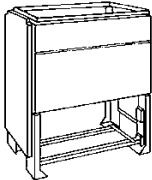
Standards

EN/IEC 61439-5

Accessories


	Locks - profile half cylinder type	Vandal proof nameplate holder																																			
	<table border="1"> <tr> <td>843001</td> <td>1</td> </tr> <tr> <td colspan="2">With 2 keys, V2432-E</td> </tr> <tr> <td>832022</td> <td>2</td> </tr> <tr> <td colspan="2">Spare keys for 843001</td> </tr> <tr> <td>843002</td> <td>1</td> </tr> <tr> <td colspan="2">With 1 square key, 8 mm</td> </tr> <tr> <td>843003</td> <td>1</td> </tr> <tr> <td colspan="2">With 1 triangular key, 8 mm</td> </tr> <tr> <td>843248</td> <td>1</td> </tr> <tr> <td colspan="2">With 2 keys A434</td> </tr> <tr> <td colspan="2">Spare keys are available on request.</td> </tr> </table>	843001		1	With 2 keys, V2432-E		832022	2	Spare keys for 843001		843002	1	With 1 square key, 8 mm		843003	1	With 1 triangular key, 8 mm		843248	1	With 2 keys A434		Spare keys are available on request.		<table border="1"> <tr> <td>843304</td> <td>1</td> </tr> <tr> <td colspan="2">Can be placed on every flat surface, by drilling two holes Ø5,5 mm; the identification window is used as a drill template.</td> </tr> <tr> <td colspan="2">Steady against vandalism; it keeps its total isolation <input type="checkbox"/>.</td> </tr> <tr> <td colspan="2">Possibility to describe manually and/or to use the standard letteringsystems; the maximal letterheight is 18 mm.</td> </tr> <tr> <td colspan="2">Usefull dimensions of letters: 18x143</td> </tr> <tr> <td colspan="2">Outside dimensions: 30x183x5</td> </tr> </table>	843304	1	Can be placed on every flat surface, by drilling two holes Ø5,5 mm; the identification window is used as a drill template.		Steady against vandalism; it keeps its total isolation <input type="checkbox"/> .		Possibility to describe manually and/or to use the standard letteringsystems; the maximal letterheight is 18 mm.		Usefull dimensions of letters: 18x143		Outside dimensions: 30x183x5	
	843001	1																																			
	With 2 keys, V2432-E																																				
	832022	2																																			
	Spare keys for 843001																																				
843002	1																																				
With 1 square key, 8 mm																																					
843003	1																																				
With 1 triangular key, 8 mm																																					
843248	1																																				
With 2 keys A434																																					
Spare keys are available on request.																																					
843304	1																																				
Can be placed on every flat surface, by drilling two holes Ø5,5 mm; the identification window is used as a drill template.																																					
Steady against vandalism; it keeps its total isolation <input type="checkbox"/> .																																					
Possibility to describe manually and/or to use the standard letteringsystems; the maximal letterheight is 18 mm.																																					
Usefull dimensions of letters: 18x143																																					
Outside dimensions: 30x183x5																																					
	Document pocket																																				
<table border="1"> <tr> <td>811516</td> <td>1</td> </tr> <tr> <td colspan="2">DIN A4 - WxH = 325x180 mm</td> </tr> <tr> <td>832000</td> <td>1</td> </tr> <tr> <td colspan="2">DIN A5 - WxH = 155x225 mm</td> </tr> </table>	811516		1	DIN A4 - WxH = 325x180 mm		832000	1	DIN A5 - WxH = 155x225 mm		<table border="1"> <tr> <td>811516</td> <td>1</td> </tr> <tr> <td colspan="2">DIN A4 - WxH = 325x180 mm</td> </tr> <tr> <td>832000</td> <td>1</td> </tr> <tr> <td colspan="2">DIN A5 - WxH = 155x225 mm</td> </tr> </table>	811516	1	DIN A4 - WxH = 325x180 mm		832000	1	DIN A5 - WxH = 155x225 mm																				
811516	1																																				
DIN A4 - WxH = 325x180 mm																																					
832000	1																																				
DIN A5 - WxH = 155x225 mm																																					
811516	1																																				
DIN A4 - WxH = 325x180 mm																																					
832000	1																																				
DIN A5 - WxH = 155x225 mm																																					

EH3/GD - Pedestals with greater depth

	Width	676	871	1200	
Type EH3 / GD Height 875 mm Factory-assembled IP44					
		Type	EH3/GD-AP - 031	EH3/GD-AP - 041	EH3/GD-AP - 051
	Depth 541 mm	HxWxD	875x676x541	875x871x541	875x1200x541
		Ref. No.	843645	843646	843647
Depth 676 mm	HxWxD	875x676x676	875x871x676	875x1200x676	
	Ref. No.	843648	843649	843650	
<hr/>					
Type EH3 / GD Height 1125 mm Factory-assembled IP44					
		Type	EH3/GD-AP - 233	EH3/GD-AP - 243	EH3/GD-AP - 253
	Depth 541 mm	HxWxD	1125x676x541	1125x871x541	1125x1200x541
		Ref. No.	843651	843652	843653
Depth 676 mm	HxWxD	1125x676x676	1125x871x676	1125x1200x676	
	Ref. No.	843654	843655	843656	
<hr/>					
 Mounting plate H = 875 mm	HxWxD	665x485x5	665x680x5	705x1000x5	
	Ref. No.	843024	843044	843057	
	H = 1125 mm	HxWxD	915x485x5	915x680x5	915x1000x5
	Ref. No.	843070	843071	843072	
Hard paper with fixing bolts	HxWxD		915x680x10	915x1000x10	
	Ref. No.		783325	783326	
<hr/>					
 Bottom plate D = 541 mm	HxW	676x541	871x541	1200x541	
	Ref. No.	843657	843658	843659	
	D = 676 mm	HxW	676x676	871x676	1200x676
	Ref. No.	843660	843661	843662	
<hr/>					
 Polyester bases Kit-form - For cabinets D = 541 mm	HxWxD	900x676x541	900x871x541	900x1200x541	
	Ref. No.	843663	843664	843665	
	D = 676 mm ⁽¹⁾	HxWxD	900x676x676	900x871x676	900x1200x676
	Ref. No.	843666	843667	843668	

(1) When installing cabinets depth 676mm on bases supplied before 2016, IP filling plate 843712 needs to be ordered additionally

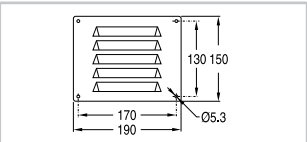
Accessories



Louvre plate IP44

	832019	1
--	---------------	----------

Fits one ventilation opening.
 Package includes 2 grids (aluminum and plastic) and 4 nylon nails.
 Total insulation by means of plastic ventilation grid installed on the inner side.
 RAL 7035
 Please refer to chapter "Climate control" for more ventilation options.



Filling pellets

50 liter	422902	1
5 liter	422903	1

Pellets made out of clay as humidity barrier between ground and enclosure.
 Recommended filling height 20-30cm.
 Width 676: 2 bags with 50 liter
 Width 871 & 1200: 4 bags with 50 liter

