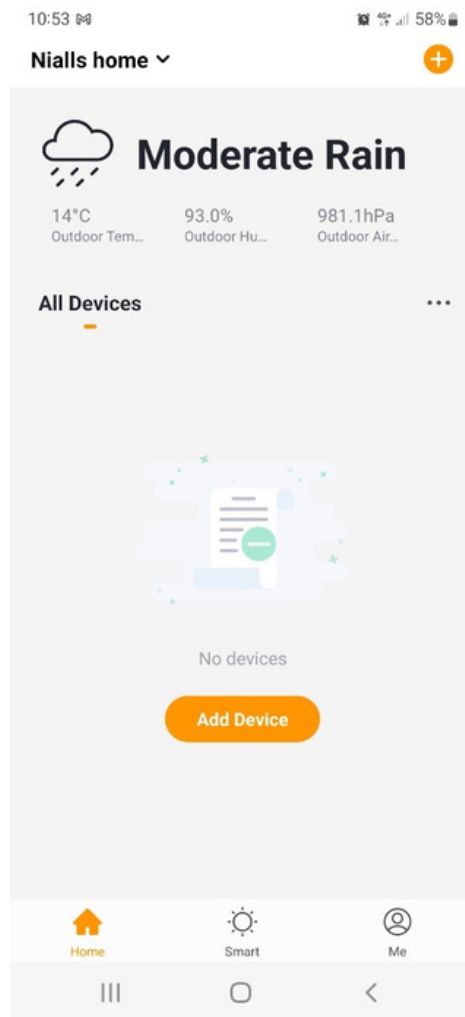




Distributors of Industrial Electrical, Energy Management and Safety Equipment
Solving Problems ... Providing Solutions

EZ SETUP METHOD

Step 1: After downloading the C-Home app and registering your account, you will
Need to add a device. Press the orange plus sign in the top right-hand corner

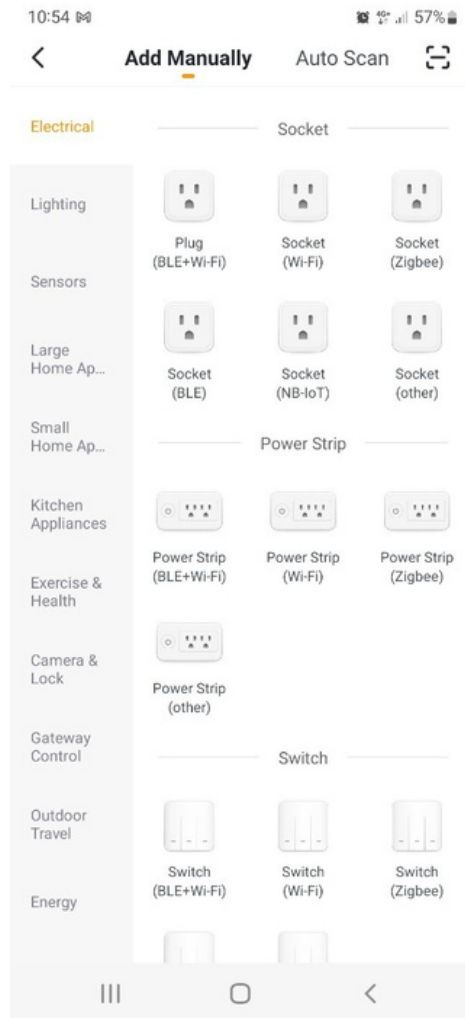


Unit 19, Oak Road Business Park, Western Industrial Estate, Dublin 12.
Telephone: +353 1 465 9010 Fax: +353 1 465 9011
Email: info@rfe.ie Website: www.rfe.ie

Directors R. Farrell (Chairman) I. Checkley (Managing Director) M. Farrell G. Cullen Est. 1981 Reg. in Ireland No. 085224



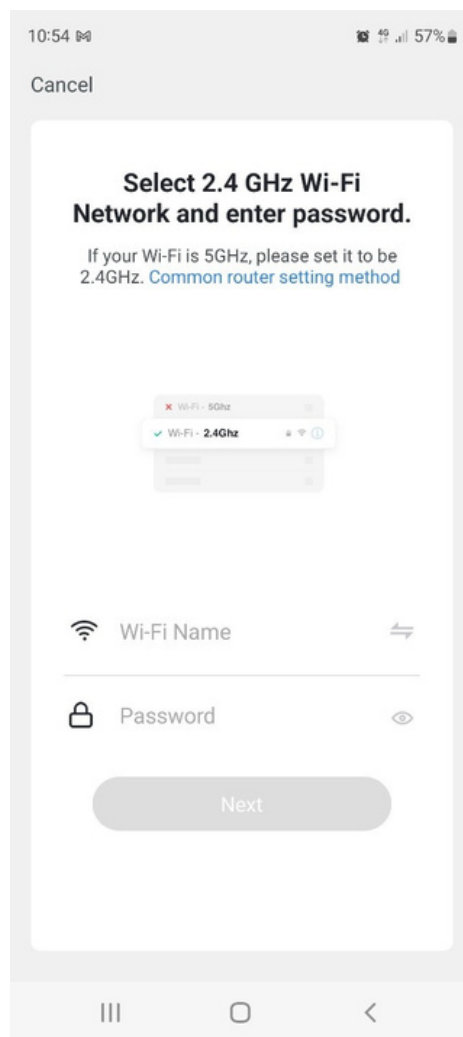
Step 2: Select Socket (Wi-Fi)



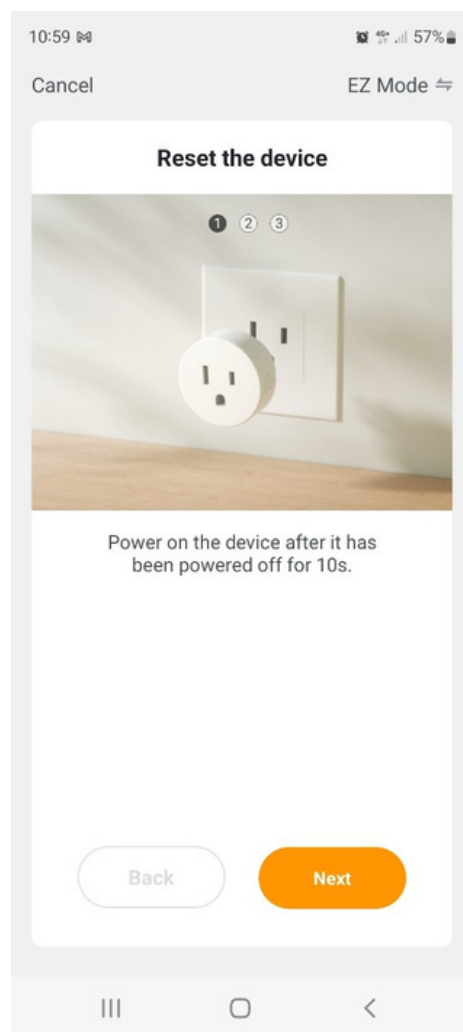
Step 3: Search for your Wi-Fi by pressing the arrows and then enter your Wi-Fi password

Then press Next. (Note, your password is case sensitive)

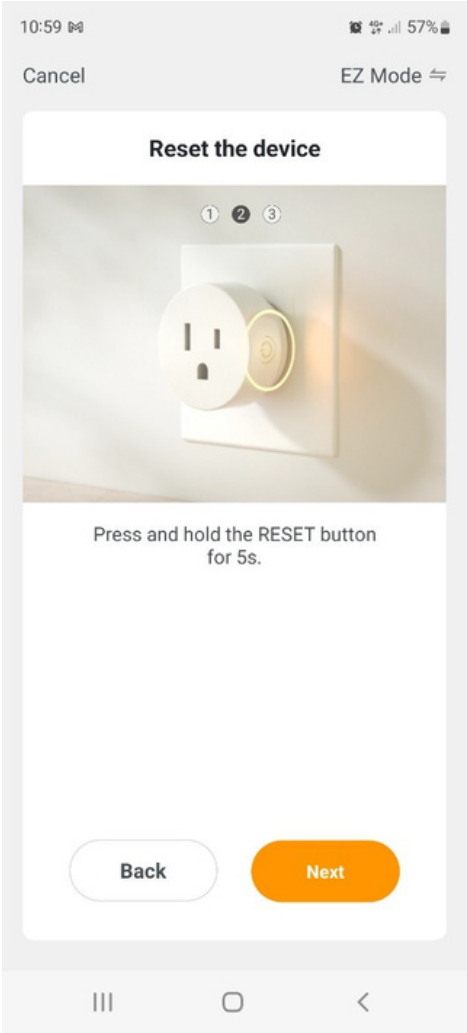
Please note that this method of setup only works on your 2.4 GHz signal from your router If your router syncs your 2.4 and 5 GHz signal, you will need to setup in the AP Mode



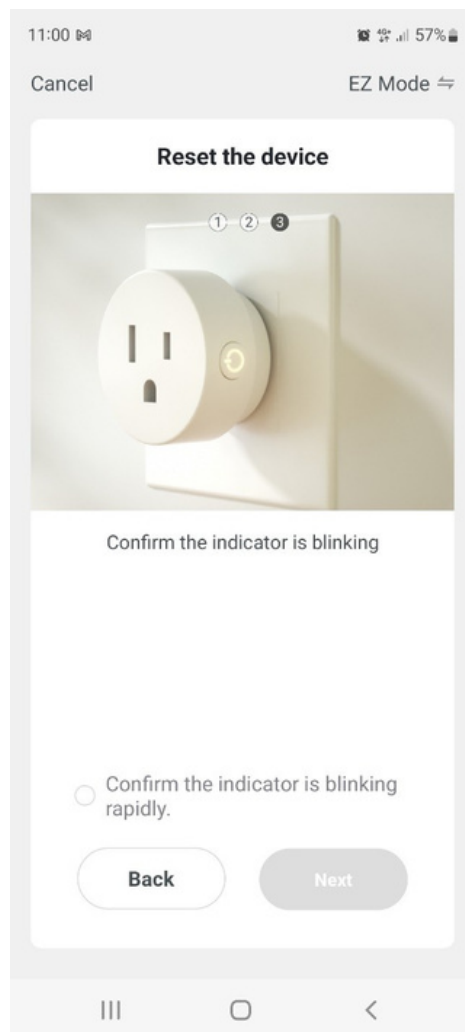
Step 4: Turn the power off to your device for about 10 seconds to reset it, you may need to go to your fuse board and switch the associated MCB off. Then turn the power back on.



Step 5: Press and hold the reset button for about 5 seconds, until the little blue light starts to flash. Then press next



Step 6: When the blue light is flashing, press on the circle to confirm that the light is flashing
And then press next.



Step 7: You have now entered the countdown and your device should connect to your phone

Note, if it does not connect, please try the AP Mode

